




CONDAIR OPTISORP

Rapid evaporation steam
distribution manifold




Humidification and Evaporative Cooling



Patented internal nozzles provide condensate-free steam.

Tiny inner nozzles draw the steam from the middle of the distribution pipe where it is at its hottest and free from condensate. This guarantees that only dry steam is introduced to the duct without drips.

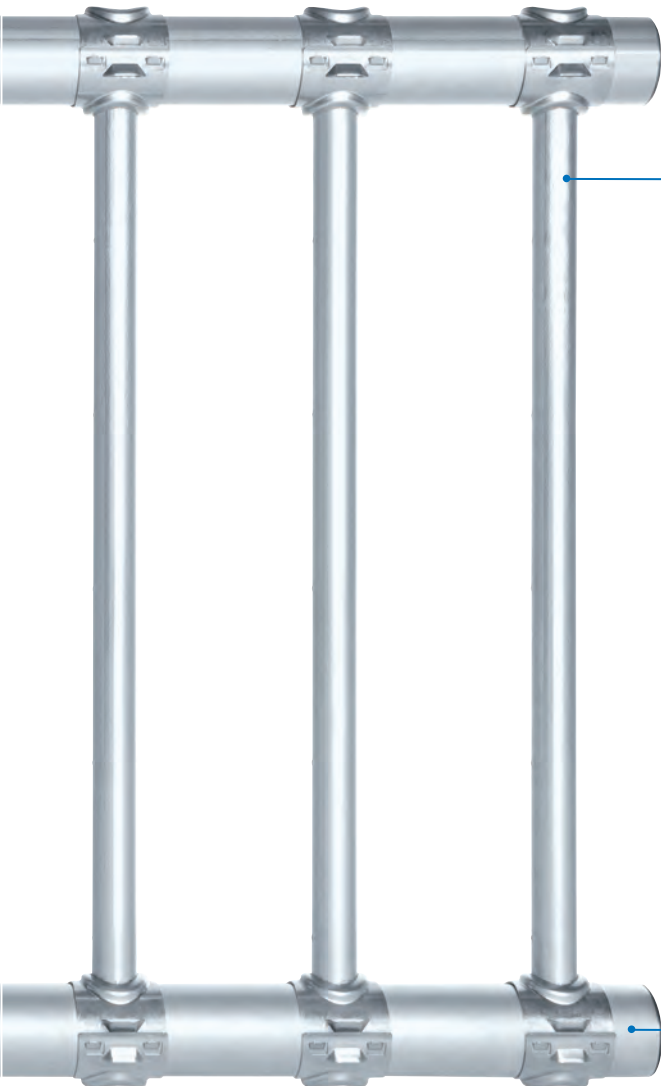


The nozzles are made of stainless steel and are reliable and durable, with no fear of leaks.

Flexible and accurate

OptiSorp manifolds are individually designed and adapted to suit the duct's dimensions. They are pre-fabricated and come ready to be connected on site. This means the distribution system can be installed quickly and with minimum effort at installation stage.





Uniform humidification profile across the air stream through optimal distribution.

The design of the distribution manifold with its many outlets allows precise steam introduction across the entire duct.



The hot dry steam is absorbed quickly and uniformly by the air stream.

The steam distribution system is made of robust stainless steel.

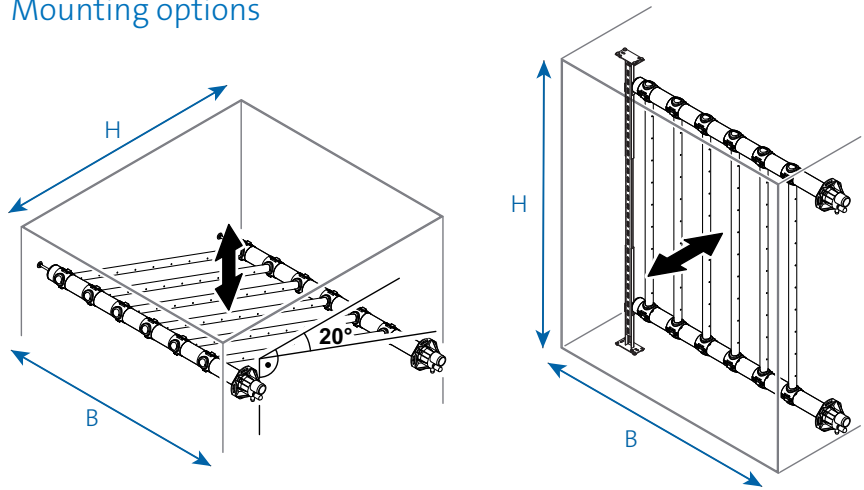
This provides long-lasting performance and ensures the integrity of all pipe connections for many years.

Short evaporation distances are crucial when it comes to reliable and hygienic steam humidification.

Steam should never come into contact with the components in the air handling unit. This would result in wetting, corrosion and hygiene risks. With the Condair OptiSorp steam distribution manifold the evaporation

distance is greatly reduced compared with other conventional distribution systems. It enables the injection of steam even in difficult installation situations and guarantees optimal distribution and moisture absorption.

Mounting options



Duty table

OptiSorp	No. of steam connections	Steam output in kg/h	Duct dimensions	
			Width in mm	Height in mm
System 1	1	max. 45	450...2700	450...1650
System 2	2	max. 90	450...2700	450...2200
System 3	3	max. 135	450...2700	800...3200
System 4	4	max. 180	450...2700	800...3200

Evaporation distance (m)

Inlet humidity	Outlet humidity					
	40	50	60	70	80	90
5	0.22	0.28	0.36	0.48	0.66	1.08
10	0.20	0.26	0.34	0.45	0.64	1.04
20	0.16	0.22	0.30	0.41	0.58	0.96
30	0.10	0.17	0.25	0.36	0.52	0.88
40		0.11	0.20	0.30	0.45	0.79
50			0.13	0.24	0.38	0.69
60				0.16	0.30	0.58
70					0.20	0.45

Estimated evaporation distances are for guidance only. For individual applications precise values can be calculated. Please contact us for more details.